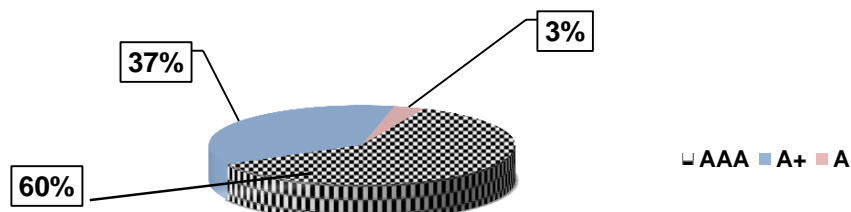


IN-HOUSE INVESTMENT POSITION AS AT 30 June 2019

INVESTMENTS - SECURITY AND LIQUIDITY

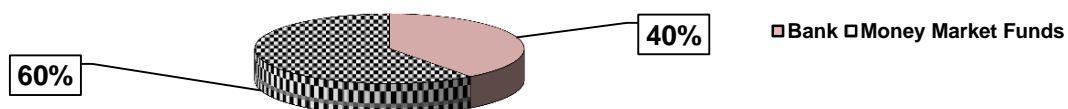
Pie chart 1

Spread of investments by long term credit rating



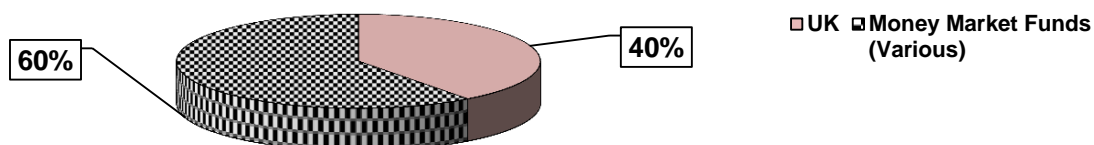
Pie chart 2

Financial Sector invested in



Pie chart 3

Countries where parent company is registered



Pie chart 4

Maturity profile of investments

